

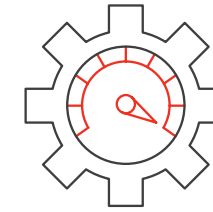
# 4000 SERIES COUNTER- BALANCED TRUCKS

SIT-DOWN

**RAYMOND**

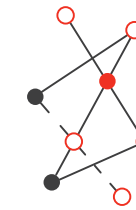


# OPTIMIZE, CONNECT, AUTOMATE.



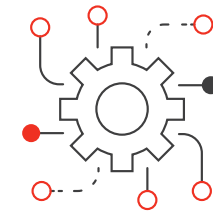
OPTIMIZE your operations, systems, assets, fleet and personnel to ensure everything in your facility provides the most value. Raymond applies the principles of lean management to help you achieve optimization, eliminate inefficiencies, and identify and solve challenges.

*Solutions include Lean Management, Material Handling Equipment, Financing, Rentals, Virtual Reality Learning and Maintenance/Service.*



CONNECT your facilities with innovative technologies. Smart technologies, like telematics, help operations gather and analyze data — providing actionable insights that can be implemented to deliver measurable business results.

*Solutions include Telematics, Operator Assist Technologies, Labor Management Systems, Real-Time Location Systems, Object Detection Systems and Consulting*



AUTOMATE your operations to make production and distribution processes efficient, easily repeatable, consistent and cost-effective. Automation will enhance processes, maximize existing labor and resources, as well as make your warehouse more scalable.

*Solutions include Automated Guided Vehicles, Automated Storage and Retrieval Systems, Robotics and Consulting Services.*

---

## POWER THROUGH EACH TASK

---

Designed to work as stand-alone products or as part of an integrated material handling solution, the Raymond 4000 Series sit-down counterbalanced trucks offer the comfort, durability and maneuverability to efficiently handle a wide array of tasks around the warehouse, from heavy-duty dock operations to packing and shipping applications.

Powerful, reliable and adaptable, these 3 and 4-wheel electric vehicles offer a variety of capacities, configurations, masts and attachments to suit the specific needs of your facility and operation.

# 3-WHEEL OVERVIEW

Fast, powerful and highly maneuverable, the Raymond 4460 3-wheel sit-down counterbalanced truck features a low profile and excellent operator visibility for exceptional performance and productivity in confined spaces such as trailers, ramps and stacking areas.

## IDEAL APPLICATIONS:

Dock operations (trailer loading/unloading)  
 Long-distance transport  
 Put away  
 Racking

## SPECIFICATIONS:

Voltage	36V or 48V
Capacity	3,000 - 4,000 lbs.
Travel speed (unloaded)	9.9** mph (36V) 9.6-10.2** mph (48V)
Turning Radius*:	55.1" - 62.8" **

\*includes integral side shifter \*\*based on capacity

**+ optimized operator comfort**  
 with a spacious compartment featuring a fully adjustable seat and tilt steering wheel column with memory adjustment

**+ faster, smoother operation, longer battery life, and reduced downtime**  
 with Raymond's exclusive ACR System™

**+ quicker pallet positioning**  
 with integral sideshift that allows sideways movement of the forks to handle loads that may not be aligned with the truck

**+ minimized maintenance and maximized reliable operation**  
 with oil-cooled disc brakes that keep dirt out and eliminate brake dust and debris

**+ superior flexibility and reliability**  
 with programmable speeds to suit different operators and applications

**+ faster battery changes and less downtime**  
 with optional right hand side battery rollout

**+ enhanced productivity and decreased product damage**  
 with an open view 3-stage mast offering a clear line of sight to the load (TT Mast only)

**+ assist operators with protecting your goods and facilities**  
 with the Raymond Performance Stability System that automatically regulates tilt speed when the mast is out of free lift for optimal control and stability

**+ faster charging, extended run times, and longer life**  
 with optional lithium-ion battery

**+ greater control and superior uptime**  
 with an interactive digital display showing real-time truck performance information



**+ enhanced productivity and decreased product damage**  
with an open view 3-stage mast offering a clear line of sight to the load  
(4,000 lbs. and 6,500 lbs. capacity)

**+ quicker pallet positioning**  
with integral sideshift that allows sideways movement of the forks to handle loads that may not be aligned with the truck

**+ faster, simpler maintenance**  
with tool-free floorboard access to the hydraulic tank



**+ interactive digital display**  
provides instant multi-function access to the truck's performance and operating systems, helping you work more efficiently

**+ time-saving operation**  
with cowl-mounted hydraulic controls that allow access to the truck from either side

**+ faster, smoother operation, longer battery life, and reduced downtime**  
with Raymond's exclusive ACR System™

**+ enhanced operator comfort and productivity**  
with a spacious compartment featuring a fully adjustable, cushioned seat, tilt steering wheel and foot-activated parking brake

## 4-WHEEL OVERVIEW

The Raymond 4750 4-wheel sit-down counterbalanced truck is designed with rugged masts, heavy duty AC drive and lift motors, excellent visibility and operator comfort making this truck the perfect fit between man and machine.

### IDEAL APPLICATIONS:

Bulk and block storage  
Dock-to-stock applications  
Dock operations (trailer loading/unloading)  
Storage retrieval

### SPECIFICATIONS:

Voltage	36 or 48V
Capacity	3,000 - 12,000 lbs.
Travel speed (unloaded)	8.1-11.5** mph (36V) 9.3-12.0** mph (48V)
Turning Radius*:	66.3" - 96.1"***

\*includes integral side shifter \*\*based on capacity

# A WORKHORSE FOR YOUR WORKFLOW.

Raymond sit-down counterbalanced trucks are designed and engineered to help you get more done in less time. With improved acceleration and programmable travel speeds, the 4460 and 4750 can dramatically shorten your cycle times from dock to stock for optimum efficiency.



## CUSTOMIZED, PERSONALIZED CONTROL

Truck parameters, such as maximum speed, can be programmed to suit specific operators and applications, increasing productivity and reducing product damage.




## PRECISE LOAD CONTROL

Quick response steering and smooth hydraulics enhance truck control and give operators a better feel for the task at hand.



## LOWER COSTS, HIGHER PRODUCTIVITY

Proprietary and proven ACR System leverages the industry's latest technology to deliver quicker acceleration, superior performance and greater energy efficiency.




## FASTER, SIMPLER PALLET POSITIONING

Integral sidsift allows sideways movement of the forks to pick up loads and fill slots that may not be aligned with the truck.

## VISIBLY SUPERIOR DESIGN

Engineered with Raymond's exclusive open view mast, 4000 Series sit-down counterbalanced trucks provide the visibility needed to maximize operator confidence, and minimize damage to racks, products, and facilities. It's easy to see what makes these trucks so productive.



Overhead guard design provides operators greater visibility at elevated heights.



Excellent fork and load visibility simplifies block stacking and rack interface.



Open view mast provides the best line of sight for the task at hand.



# SIT BACK, RELAX AND BE MORE PRODUCTIVE.


It's easy for anyone to get comfortable with the 4460 and 4750. Designed with a spacious, easy-to-access compartment, the trucks feature adjustable, full suspension seats, ergonomically placed controls and excellent visibility in all directions for greater operator comfort, convenience and confidence.



# ENGINEERED FOR EFFICIENCY. BUILT FOR YOU.

The perfect tool for the job. That's what you get when you add Raymond's customization capabilities to our lineup of sit-down counterbalanced trucks.

Available in a variety of capacities and configurations, the 4460 and 4750 come with a wide selection of masts to adapt to your height requirements and multiple attachments—from fork positioners to clamps—to handle even the most specialized applications. Cold storage conditioning is also available for all models to ensure reliable, long-lasting operation in refrigerated warehouse environments.



## BETTER VISIBILITY, SUPERIOR PRODUCTIVITY

Unique open view mast offers enhanced load visibility, increasing efficiency while reducing product damage. *\*TT (3-Stage Mast Only)*



## SIMPLE, EFFICIENT OPERATION

Easy-to-reach controls allow effortless, comfortable operation of the truck's lift, lower, tilt and sideshift capabilities.




## FULLY ADJUSTABLE SEATING

Customizable settings for back tilt, full suspension, operator weight, and lumbar support offer tailored comfort for each operator.



## MORE COMFORTABLE STEERING

Adjustable tilt steering column offers superior comfort and ergonomics for all types of operators.




## AUTO TILT LEVELING

Stack and retrieve loads more quickly by automatically positioning the forks perpendicular to the mast with the touch of a button on the tilt lever.



## BATTERY COMMONALITY

Run more efficiently—and cost-efficiently—by sharing batteries with your existing fleet. *4750 has dual voltage 48 and 36 volt. 4460 has unique 48 or 36 volt.*



## SPECIALIZED LOAD HANDLING

Simplify even the most specialized of applications with a wide array of attachments.



## SUPERIOR MANEUVERABILITY AND CAPACITY

Integral sideshift minimizes truck head length for greater agility.

# HIGH PERFORMANCE. LOW MAINTENANCE.

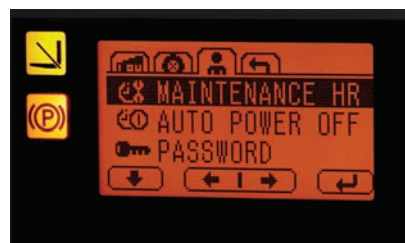
At Raymond, we understand the impact of upkeep on uptime. Maintenance needs to be minimized if productivity is to be maximized. That's why we engineer long-lasting, low-maintenance trucks that will keep your business running day in and day out, year in and year out. With fewer parts, innovative technologies and smarter materials, our sit-down counterbalanced trucks are ready to meet your needs today and in the future.



# WE MAKE THE TRUCK. YOU MAKE IT YOURS.

With a range of options, attachments and accessories, Raymond makes it easy to adapt the 4460 and 4750 to your specific requirements. Our nationwide network of Sales and Service Centers will work with you to determine exactly what you need. And our cold storage test facility will ensure every solution you choose will deliver uncompromising performance and reliability in even the harshest environments.

*\*For additional information consult the Features Brochure for Raymond Trucks and Tow Tractors.*



## DIAGNOSTICS TO DECREASE DOWNTIME

Onboard diagnostics monitor performance and simplify service so repairs can be made more quickly and accurately.



## NO-TOOL FLOORBOARD

Increase uptime and decrease maintenance costs with quick, easy tool-free access to the hydraulic tank and components.



## FEWER PARTS, LOWER COSTS

Robust AC drive and lift motors feature fewer wearable parts to deliver greater uptime, more performance per battery charge and lower maintenance costs.




## ACCESSIBILITY EQUALS SIMPLICITY

Convenient battery hood holds open at almost 90 degrees and features an assist damper for easy access and maintenance. *(4750 only)*



## TEMPERATURE-TAILORED TRUCKS

Raymond's cold storage conditioning matches hydraulic, mechanical and electrical components to different temperature levels for peak performance in all cold storage warehouse applications.



## TAKE A LOAD OFF YOUR MIND

Specialized attachments such as multiple load handlers, slipsheets and carton clamps simplify the handling of all load types, shapes and sizes.



## LIGHTEN YOUR WORKLOAD

Keep your operation running smoothly while reducing operator eyestrain in low-light conditions with long-lasting LED work lights.



## NON-MARKING TIRES

For clean environments or operations that require high appearance non-marking tires are the perfect fit.



# YOUR COMPLETE INTRALOGISTICS SOLUTIONS PARTNER

Raymond is your single source for complete intralogistics solutions – offering customers the technology and know-how needed to provide warehouse operations, distribution centers and manufacturing facilities with a competitive edge. Our innovative solutions can help you optimize, connect, and automate your operation to cut lead times, reduce waste, minimize downtime, and improve quality.

By combining industry expertise and lean management principles with advanced material handling equipment, intelligent warehouse technology, labor management tools, automation, and support services, we can provide tailored solutions that optimize your people, processes, and facilities, and drive your business forward.



# RUN BETTER. MANAGE SMARTER.®

At Raymond, our aim is to deliver the utmost quality and to work for continuous improvement every day, in every aspect of our business. We are proud of what we build. We are proud of the level of service we provide to keep our customers' business up and running. We take pride in our commitment to our customers through our end-to-end approach in helping them find smarter, more efficient, and more effective solutions.

We value the trust that Raymond has earned through decades of proven performance and hands-on innovation. Since the patenting of the first hand-pallet truck to the invention of the reach truck to our pioneering work in narrow aisle operations and beyond, Raymond has led the way in providing customers with the tools and expertise to improve their business.

IF YOU'RE LOOKING FOR A PARTNER WITH THE TOOLS AND EXPERIENCE TO HELP YOU RUN BETTER AND MANAGE SMARTER, LET'S TALK.

PO Box 130  
Greene, New York 13778-0130

Toll free 1-800-235-7200  
Fax 1-607-656-9005

[www.raymondcorp.com](http://www.raymondcorp.com)

Due to continuous product improvements, specifications are subject to change without notice. Some systems and features shown are optional at extra cost. ACR System, Raymond, Safety On The Move, Raymond Asset Protection, Raymond RENEWED, Raymond Parts, iTRACK, Run Better. Manage Smarter. and iWAREHOUSE are U.S. trademarks of The Raymond Corporation.

©2022 The Raymond Corporation  
Printed in USA  
SIPB-1052F 1022

**RAYMOND**